




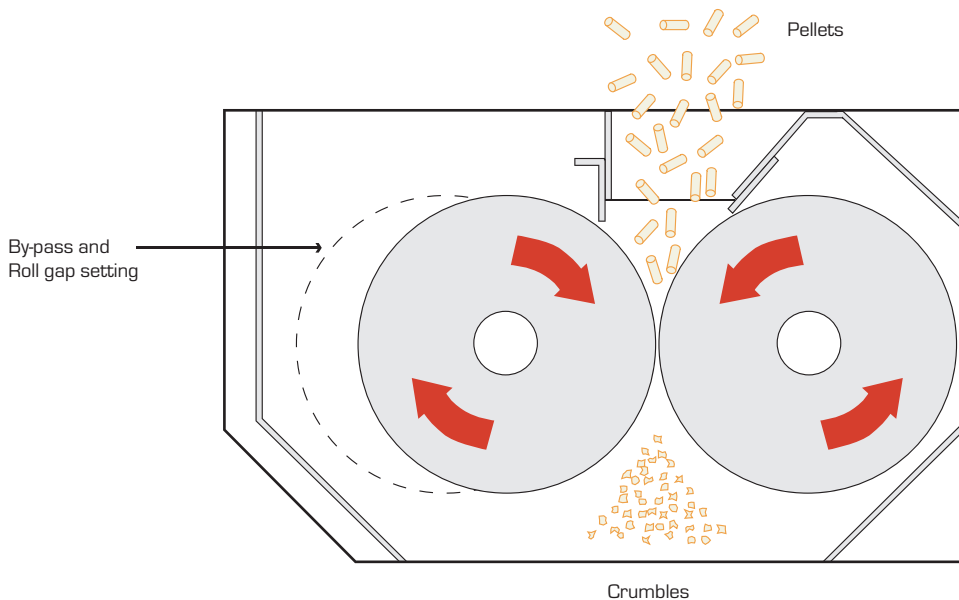
ES-CRUMBLER




ES-CRUMBLER

GENERAL DESCRIPTION

Our **PELLET CRUMBLERS** are designed to break pellets into particles of an homogenous size distribution and create a minimum amount of fines. The roll gap is set with only one hand wheel that controls a pair of mechanically-connected screw jacks to guarantee roll parallelism. This mechanism can also be driven electrically. Two-way air cylinders with pressure regulator and relief valves to maintain roll inlet centered over the rolls in order to get an even flow of product. When needed, the cylinders move one roll back to allow an internal by-pass of the crumbler.



MODELS	HP	OVERALL DIMENSION (in)	MAX CAPACITY MTPH
ES-960	15	76 x 89 x 22	15
ES-1260	25	82 x 90 x 24	19
ES-1272	30	82 x 102 x 24	25
ES-1272H	40	82 x 102 x 24	30



Standard manual gap setting



Optional remote gap setting



Optional rotary pocket feeder

LIMITED GUARANTEE

Our equipment is carrying a one year warranty on parts and labour.

Printed in Québec, Canada



www.lmm.info

Toll free : 1 800 461-6276