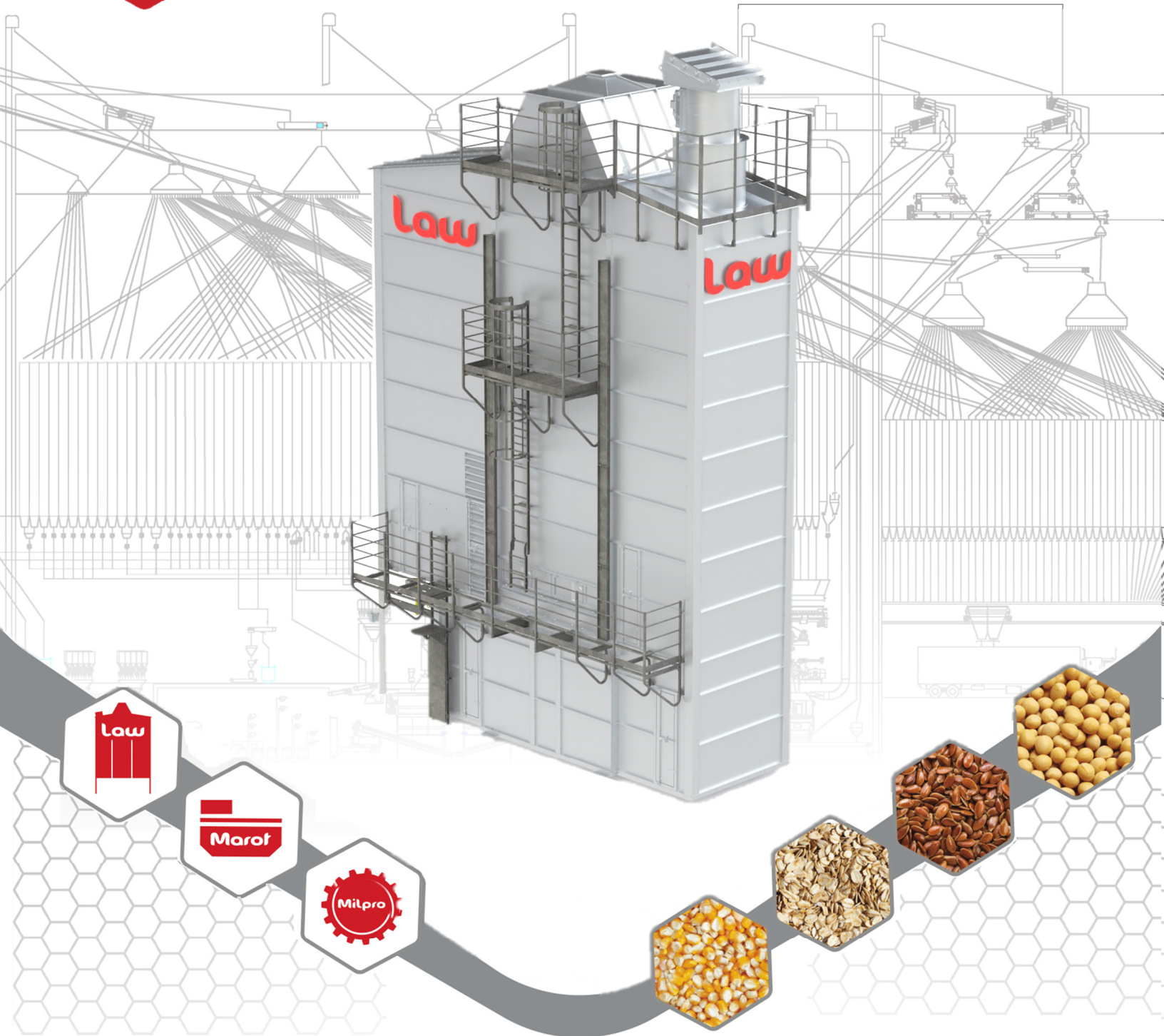




GRAIN DRYER – PL1B MODEL



LMM
LAW-MAROT-MILPRO



GRAIN DRYER - PL1B MODEL



The series of installed **LAW PL1B dryers** is used all over the world. Designed for easy transportation and quick site installation, LAW dryers have proven their efficiency, robustness and reliability.

SAFE & LOW-COST OPERATION

- > High capacity
- > High efficiency design
- > Heavy-duty industrial construction
- > Air recycling (up to 40%)
- > Temperature control
- > Low fuel consumption
- > Designed as per OSHA standards
- > No need for dust collection devices

CLEAN & QUIET OPERATION

- > Totally enclosed design
- > Very low dust emission
- > Low noise level
- > Lowest CO2 emissions in the industry

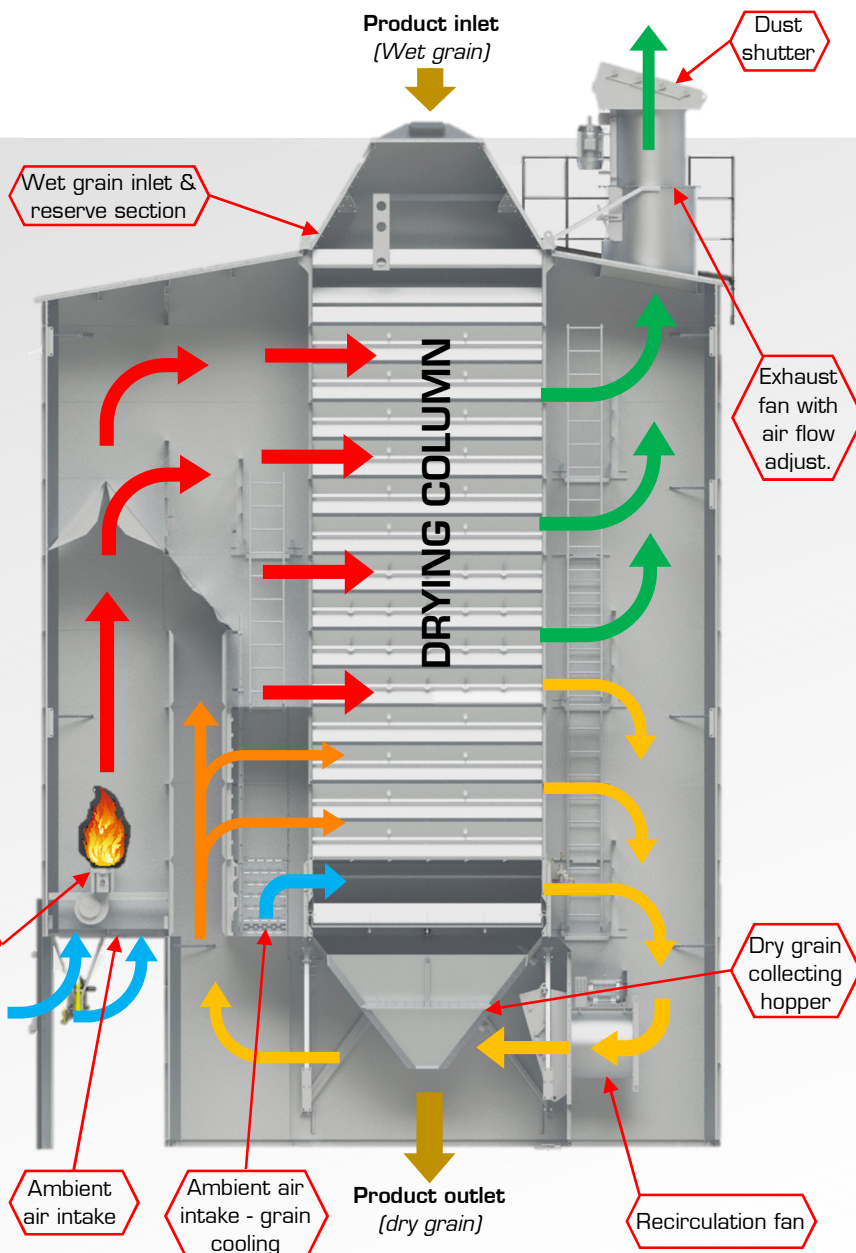
HIGH QUALITY GRAIN OUTPUT

- > Mixed flow column
- > Increases product bulk density
- > Minimum grain cracks

USER-FRIENDLY

- > Remote digital interface
- > Fully open PLC programming
- > Remote connection capability

- Hot air
- Ambient air
- Recycled air (inside)
- Exhaust air (outside)



MODEL *	SECTIONS	CAPACITY (BU/h) **				OVERALL DIMENSIONS ***		
		Corn 25 → 15%	Corn 20 → 15%	Wheat 17 → 14%	Soybean 13 → 10%	Length	Width	Height
SC3R-2.608	8	570	1060	1460	640	29' - 3"	13' - 3"	54' - 3"
SC3R-2.609	9	660	1240	1750	740	29' - 3"	13' - 3"	57' - 6"
SC3R-2.610	10	760	1420	2040	850	29' - 3"	13' - 3"	60' - 9"
SC3R-2.611	11	850	1600	2330	960	29' - 3"	13' - 3"	64' - 0"
SC3R-5.208	8	1140	2130	2920	1280	29' - 3"	22' - 3"	54' - 3"
SC3R-5.209	9	1330	2480	3500	1490	29' - 3"	22' - 3"	57' - 6"
SC3R-5.210	10	1520	2840	4090	1700	29' - 3"	22' - 3"	60' - 9"
SC3R-5.211	11	1710	3190	4670	1920	29' - 3"	22' - 3"	64' - 0"

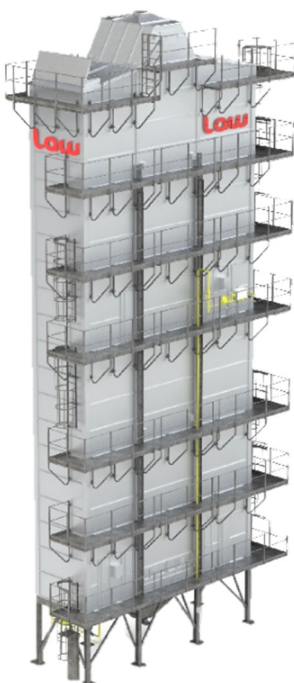
* Other models available

** Capacities based on a wet, clean, mature and freshly (48h) harvested grain; Dry & cool system with ambient temperature of 20°C

*** Dimensions are indicative and subject to change. They are based on a dryer without options.

Stairs or
ladder
access on
sides

Catwalks
and access
doors to
minimize
confined
space
access



Marot Pre-Cleaner
on top of dryer to
increase grain quality



Other options * :

- > Exhaust air rotary filters
- > Roof structure for conveyor installation
- > Hopper liners
- > Propane, natural gas and steam burner designs available

* Contact us if you have specific needs. Our engineering department will be happy to help you select or develop the components to meet them.



law DRYERS

LAW Grain Dryers

- LAW grain dryers are available in sizes up to 500 tons per hour
- Ultra-low CO2 emissions
- Safe and Low operating cost
- High efficiency design
- Air Recycling
- Totally enclosed design
- Low noise
- Mixed flow column
- Meets OSHA & confined space requirements




Marot CLEANERS

MAROT Rotary Cleaners

- Vibration free
- Low maintenance
- Heavy duty construction
- Variable pitch and speed
- Up to 500t/h

Flat Screeners

- Lowest dynamic load in the industry
- Suspended carbon fiber rod design
- Low maintenance & operating cost
- Dual aspiration available
- Capacity up to 400 t/h
- Circular screening movement




Milpro PROCESS EQUIPMENT

Counterflow Cooler



Crumbler



Aspirator



Roller mill



Feed dresser



Single shaft mixer



Cyclone



Double shaft mixer

OTHER EQUIPMENT

- Distributors
- Bucket elevators
- Flat bottom drag conveyors
- Round bottom drag conveyors
- High Flight Flat bottom drag conveyors
- Screw conveyors
- Belt conveyors
- Vertical Hammer Mills
- Vertical mixers
- Mobile probe supports
- Hoppers
- Scale Hoppers



LMM
LAW-MAROT-MILPRO

Immequip.com