

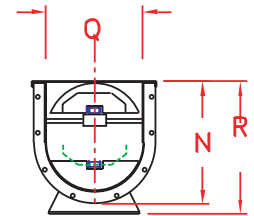
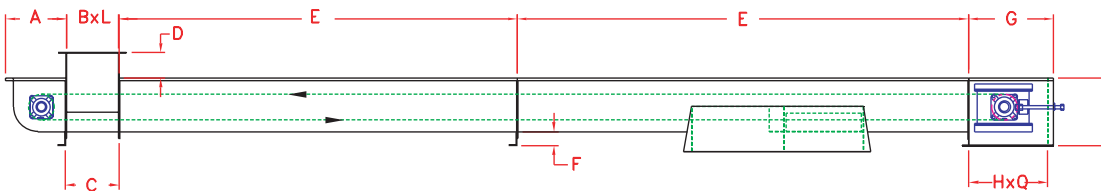


DRAG CONVEYOR

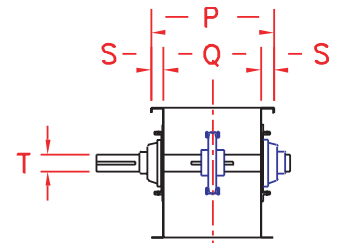


DRAG CONVEYOR

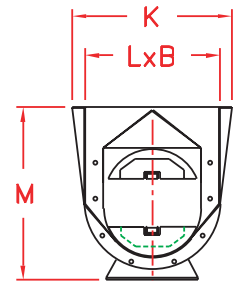
CU.FT./HR CAPACITIES							
CHAIN SPEED FPM	CONVEYOR SIZE						
	6"	9"	12"	14"	16"	18"	20"
100	800	1630	2760	3680	4720	5900	8850
125	1000	2040	3450	4600	5900	7375	10930
150	1200	2445	4140	5520	7080	8850	13125



TYPICAL SECTION



OUTLET



DIVIDED INLET (option)

- Gentle and clean handling of any type of bulk material
- 6" to 24" models available
- Capacities from 800 to 14,000 cu.ft./hr
- A wide range of construction materials including mild steel, galvanized or stainless steel are available, as well as special construction materials upon request
- Paddle thickness and spacing in accordance with size, capacity and bulk materials conveyed

CONVEYOR	A	B	C	D	E	F	G	H	J
6"	10"	10"	10 1/4"	4 5/16"	10'0"	2"	16 1/2"	15"	11 3/8"
9"	12 1/2"	12"	12 1/4"	6 3/16"	10'0"	2 3/4"	19 3/4"	18"	14 1/2"
12"	15 7/8"	14"	14 1/4"	7 13/16"	10'0"	3"	23 3/4"	21"	14 7/8"
14"	18 1/4"	16"	16 1/4"	9 1/4"	10'0"	3 1/4"	26 1/4"	24"	20 5/8"
16"	19 7/8"	16"	16 1/4"	10 5/8"	10'0"	3 3/8"	26 1/4"	24"	23 1/8"
18"	22 5/8"	18"	18 1/4"	11 7/16"	10'0"	3 11/16"	30 7/8"	28"	26"
20"	27"	18"	18 1/4"	12"	10'0"	4"	32 7/8"	30"	28 1/2"

CONVEYOR	K	L	M	N	P	Q	R	S	T
6"	17"	13"	15 3/4"	10 5/8"	9 7/8"	7"	11 3/8"	1 7/16"	1 7/16"
9"	22"	18"	20 3/4"	13 1/4"	13 5/8"	10"	14 1/2"	1 13/16"	1 11/16"
12"	25"	21"	25 3/4"	16 7/8"	17 1/2"	13"	17 7/8"	2 1/4"	2 7/16"
14"	28"	24"	29 7/8"	19 3/8"	19 1/2"	15"	20 5/8"	2 1/4"	2 7/16"
16"	31"	27"	33 3/4"	21 3/4"	21 1/2"	17"	23 1/8"	2 1/4"	2 15/16"
18"	34"	30"	37 7/16"	24 7/8"	23 1/2"	19"	26"	2 1/4"	3 7/16"
20"	38 1/2"	33"	40 1/4"	26 7/8"	26 1/2"	21"	28 1/4"	2 3/4"	3 7/16"

- INTEGRATED FEATURES**
- Lower power requirement than screw conveyor
 - Gentle handling of materials
 - Self-cleaning to prevent cross contamination
 - Standard dust-tight covers and optional hip roof covers
 - Available with multiple inlets and outlets
 - Elbow available
 - Special force feed outlet optional
 - "En-masse" flat bottom drag conveyor also available

LIMITED GUARANTEE

Our equipment is carrying a one year warranty on parts and labour.

Printed in Québec, Canada



www.lmm.info

Toll free : 1 800 461-6276